



RAM BOARD

TEMPORARY FLOOR PROTECTION

TECHNICAL DATA SHEET



Manufacturer

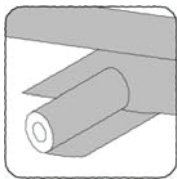


Ram Board Australia
Unit 5, 114 Merrindale Drive
Croydon South, VIC 3136
Australia

Phone: (03) 9761 7000
Fax: (03) 9761 7111
Email: sales@ramboard.com.au
Web: www.altamonte.com.au

Product Description

BASIC USE



Ram Board is a heavy-duty temporary floor protection engineered for Contractors. Designed with cost and efficiency in mind; it lays out fast and flat, is non-staining and re-usable. It provides heavy-duty protection for both new and existing floors. It protects concrete, wood, tile, stone, linoleum, vinyl composition tile (VCT), epoxy and most other floor types. When protecting freshly poured or stained concrete or recently installed flooring, proper curing and breathability are critical. The designers of Ram Board worked with engineers, architects and contractors in developing it's Flex-Fiber™ technology. This proven technology gives Ram Board the perfect balance of vapor-permeability and density allowing for the proper curing of new floors while

providing a thick heavy-duty layer of protection. Ram Board protects projects for Bass Pro Shops, The U.S. Embassy, Oakley, AT&T, Wal-Mart, Kroger, Extreme Makeover Home Edition and thousands of other jobs.

CHARACTERISTICS



Ram Board is manufactured in a roll and is 96.52 cm wide and 30.48m long providing 29.42 m² of heavy-duty surface protection. Not only does the 1.15 mm thick Ram

Board protect from heavy foot traffic, driven machinery, and blunt force impacts, it is engineered to breath. It's Flex-Fiber™ technology allows moisture and vapors to escape during the curing process of concrete and various adhesives. Ram Board is 100% recycled and can help contribute toward LEED points.

ADVANTAGES



Ram Board is delivered in roll form and lays down fast and flat making it quick and easy to install. It provides the following advantages:

- Heavy-duty, durable
- Lays fast and flat
- Green product and may contribute toward LEED Credits
- More cost effective than masonite. Easier to transport, cut, install and tape.
- One roll covers equivalent of 10 sheets of masonite.
- Re-usable
- Non-staining
- Flex-Fiber™ technology allows for proper curing of new floors
- Easy to find with over 1000 dealers in the U.S. and Canada
- Tested and proven for over ten years in the AEC communities.

CERTIFIED GREEN PRODUCT



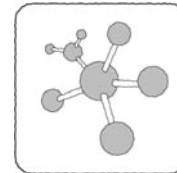
Ram Board is committed to being good stewards of the environment. We have met the high standards of the FSC certification process and have been approved by

the Scientific Certification System. In addition to green practices we employ at our facilities, our product is composed of 100% recycled components and contains a minimum of 90% post-consumer material. When its use on the jobsite is finished, Ram Board can be re-used or recycled making it a smart green choice.

LEED CREDITS


Specifying and using Ram Board can aid in earning up to 2 LEED points on USGBC Certified Projects. Ram Board is 100% recyclable and can contribute towards *MR Credit 2 requirements.

COMPOSITION + MATERIALS




The raw materials used to produce Ram Board are a blend of 100% recycled fibers, including OCC, ply fibers, fiber scrap, mixed fiber waste, and reinforcers.

SPILL GUARD



Spill Guard™, Ram Board's exclusive feature that protects against water, paint, mud and more, for days, while remaining breathable.



Ram Board Australia

Unit 5, 114 Merrindale Drive, Croydon South, VIC 3136 Australia
P (03) 9761 7000 • F (03) 9761 7111 • M 0419 002 113
E sales@ramboard.com.au

www.altamonte.com.au



RAM BOARD

TEMPORARY FLOOR PROTECTION

TECHNICAL DATA SHEET

OTHER USES



Ram Board can be used in many applications. In addition to protecting floors, Ram Board is used to protect other surfaces including:

- Countertops
- Wall surfaces
- Stairs

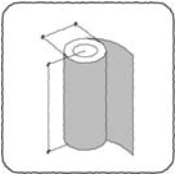
CURING FLOORS



The designers of Ram Board worked with engineers, architects and contractors in developing it's Flex-Fiber™ technology. This gives Ram Board the perfect

balance of vapor-permeability and density allowing for the proper curing of concrete, stains, finishes, and adhesives while providing a thick heavy-duty layer of protection. Other non-breathable products will trap moisture/vapors which may result in concrete blotching, improper curing or floor shifting (due to incomplete drying of adhesives). Ram Board solves these problems and allows construction activities to continue.

SIZE + YIELD



Ram Board is packaged as a roll. One roll is 96.52 cm wide by 30.48 lm long. It is approximately 22.68kg. One roll will yield 29.42 m² of coverage.

PRECAUTIONS



Should Ram Board become heavily saturated, tread with caution in order to reduce tearing from heavy traffic. Once Ram Board dries out, it will return to its full strength. If

a spill occurs on installed Ram Board, simply wipe or mop up in a timely manner. Ram Board's best practices recommend storing the rolls on a pallet or off the ground whenever possible. If stored outdoors, provide an additional waterproof covering. Ram Board is not responsible for damage due to improper storage and handling.

Installation

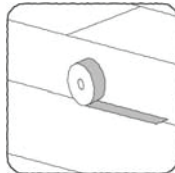
PREP WORK



Prior to laying Ram Board, sweep or vacuum the surface requiring protection of all dirt and debris. Failure to remove debris between Ram Board and the surface

could potentially scratch or mar the surface. When protecting curing concrete, finishes, or adhesives ensure that the surface is cured enough to walk on without damaging or is strong enough to adequately support the weight of intended traffic (i.e. Heavy machinery, lifts, etc.) before laying down Ram Board.

METHODS



Ram Board's best practices recommend installing the product with the logo up (curl down). This allows the board to lay flattest. Simply lay roll on the ground, roll out to desired length, cut and flip over with the logo side up. To cut, roll Ram Board away from floor or surface, cut, and lay back into place. Ram Board can be cut with a utility knife or similar cutting devise. Use heavy-duty construction tape continuously along all seams. Butt or overlap Ram Board joints together and tape. When taping directly to the floor, consult the flooring manufacturer for recommended tapes.

RE-USE



Sweep or vacuum Ram Board to ensure clean surface prior to re-rolling.

Availability & Cost



Ram Board is available through a network of over 1000 distributors, dealers, and construction supply outlets in the U.S. and Canada. Contact Ram Board for a local dealer.

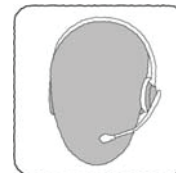


Maintenance



No major maintenance is required. Wipe or mop up liquid spills in a timely manner. Replace tape at seams as needed.

Technical Services

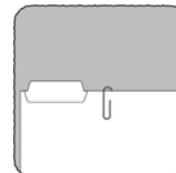


Technical Assistance, including more detailed information, product literature, test results, project lists, project references, and distributor locations are available

upon request by contacting Ram Board through any of the following:

Phone: (03) 9761 7000
Email: glenn@ramboardaustralia.com.au
Web: www.ramboardaustralia.com.au

Filing System



Additional product information is available from Ram Board. Contact them through any of the following:

Phone: (03) 9761 7000
Email: sales@ramboard.com.au
Web: www.altamonte.com.au

Ram Board Australia

Unit 5, 114 Merrindale Drive, Croydon South, VIC 3136 Australia
P (03) 9761 7000 • F (03) 9761 7111 • M 0419 002 113
E sales@ramboard.com.au

www.altamonte.com.au